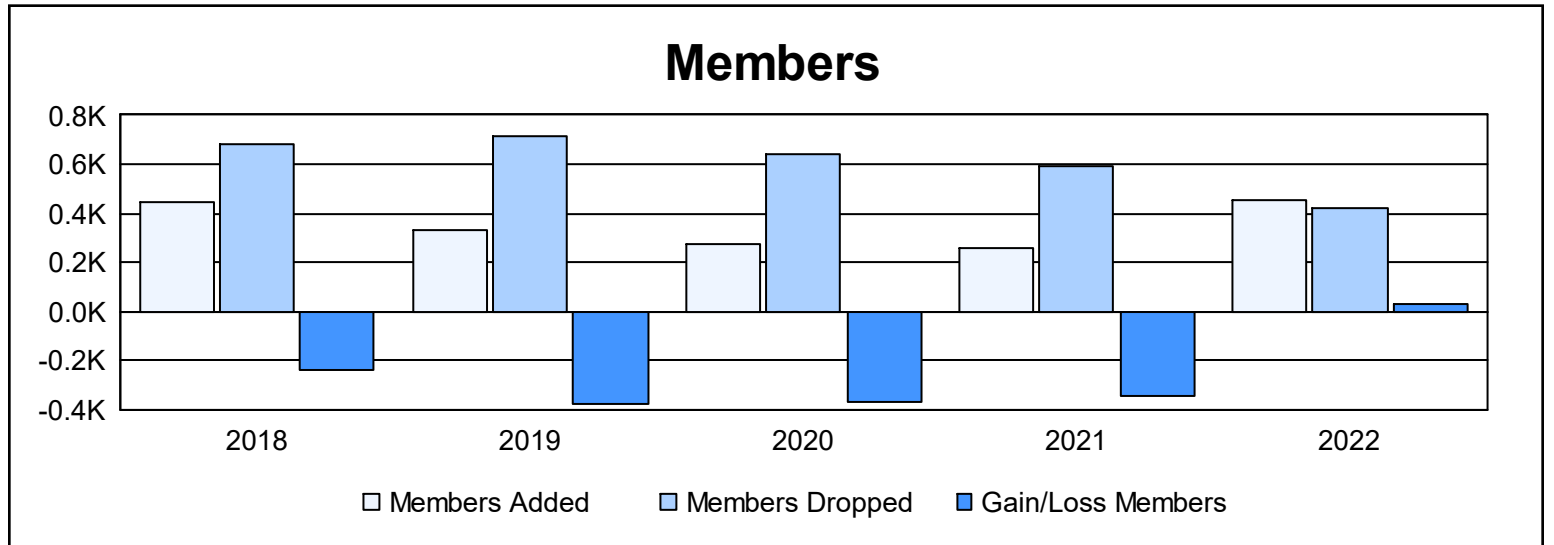
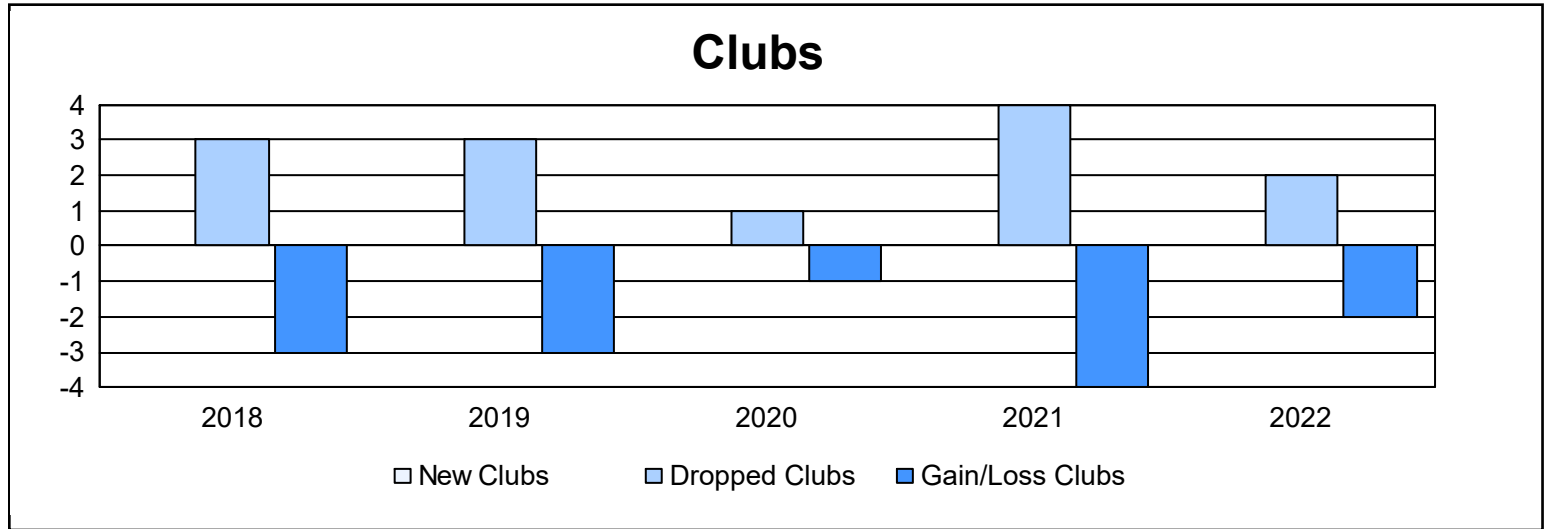
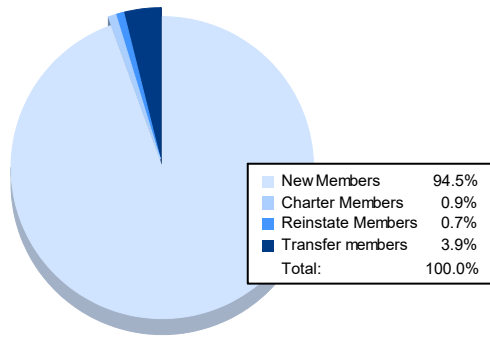


Year	New Clubs	Dropped Clubs	Gain/ Loss Clubs	New Members	Charter Members	Reinstate Members	Transfer Members	Total Member Added	Total Members Dropped	Gain/ Loss Members
2017-2018	0	3	-3	426	0	10	8	444	680	-236
2018-2019	0	3	-3	309	0	9	17	335	714	-379
2019-2020	0	1	-1	252	0	11	13	276	642	-366
2020-2021	0	4	-4	241	1	6	7	255	596	-341
2021-2022	0	2	-2	432	4	3	18	457	425	32
<b>Average</b>	<b>0</b>	<b>3</b>	<b>-3</b>	<b>332</b>	<b>1</b>	<b>8</b>	<b>13</b>	<b>353</b>	<b>611</b>	<b>-258</b>



### Membership Composition June 2022 Cumulative



### Gender Composition June 2022 Cumulative

